

17 4x100m Medley Men Final

Official




















Open New Zealand Short Course Record
 NZR 2022-12-18  Melbourne














NZL
 NZL

 Entries  Heats

Total

Rank	Competitor	Age	Club	RT	FINA	Result
1	 Club 37 A	13	 Club 37	+0.56		3:30.28 Entry: 3:33.85 (- 3.57)
	Andrew Jef...	24	(+0.56) 12.51	25.82	50.83	
	Josh Pickett	24	(+0.15) 14.78	31.21	1:50.12	
	Carter Swift	24	(+0.24) 13.35	27.69	2:42.97	
	Michael Pic...	21	11.98	24.56	3:30.28	
2	 North Shore...	13	 North Shore...	+0.57		3:37.20 Entry: 3:36.56 (+ 0.64)
	Cooper Mo...	19	(+0.57) 13.44	27.17	53.31	
	Blair Helms	21	(+0.29) 15.50	31.83	1:53.86	
	MacAllister...	21	(+0.22) 13.78	28.31	2:47.45	
	Louis Clark	22	(+0.36) 13.04	25.72	3:37.20	
3	 Club 37 B (V)	13	 Club 37	+0.62		3:37.95 Entry: 3:38.63 (- 0.68)
	Zac Dell	22	(+0.62) 13.05	26.88	52.46	
	Eli Litten	21	15.34	32.78	1:53.74	
	Jack Hendy	22	(+0.26) 14.16	29.52	2:49.52	
	Andrew Ne...	23	(+0.37) 12.16	24.83	3:37.95	
3	 Coast Swi...	13	 Coast Swi...	+0.73		3:40.87 Entry: 3:36.32 (+ 4.55)
	Sam Brown	19	(+0.73) 13.45	27.57	54.39	
	Wilrich Coe...	26	(+0.15) 15.42	32.12	1:54.83	
	Sam Kenny	17	14.00	29.50	2:50.74	
	Brendan Vi...	17	(+0.40) 12.40	25.51	3:40.87	
5	 Vikings Swi...	13	 Vikings Swi...	+0.60		3:45.80 Entry: 3:46.09 (- 0.29)
	Harrison Ja...	16	(+0.60) 14.33	28.81	56.86	
	Lochlan Mc...	20	(+0.09) 15.58	32.70	1:58.89	
	Christophe...	25	(+0.17) 13.80	28.53	2:52.67	
	Callum Loc...	18	(+0.40) 13.57	27.26	3:45.80	
6	 North Shore...	13	 North Shore...	+0.69		3:48.58 Entry: 3:48.08 (+ 0.5)
	Samuel Po...	20	(+0.69) 13.78	27.64	55.08	
	Blake Faleafa	17	(+0.50) 16.36	34.18	1:59.68	
	Henry Willi...	20	(+0.33) 14.46	30.49	2:56.84	
	Ryan Quinn	18	(+0.44) 12.90	26.63	3:48.58	
7	 United Swi...	13	 United Swi...	+0.72		3:50.10 Entry: 3:47.19 (+ 2.91)
	Ryan Peck	17	(+0.72) 13.70	28.96	56.78	
	Jackson K...	17	(+0.16) 15.91	33.31	1:59.60	
	Leo Arrows...	16	(+0.42) 14.63	30.32	2:57.90	
	James Cro...	17	(+0.29) 13.21	26.82	3:50.10	

8	 ACU Blackt...	13	 ACU Blackt...	+0.51	3:50.49 Entry: 3:52.95 (- 2.46)
	Sylas Philli...	17 (+0.51)	14.23	29.11	57.15
	Joshua Are...	17 (+0.54)	16.50	34.33	2:02.51
	Joshua Toi...	21 (+0.34)	14.01	28.89	2:57.39
	Malik Amin ...	16 (+0.33)	13.41	27.63	3:50.49
9	 Hamilton A...	13	 Hamilton Aq...	+0.66	3:54.53 Entry: 4:09.20 (- 14.67)
	Ethan Mac...	16 (+0.66)	14.25	28.42	56.37
	Orlando Ha...	15 (+0.23)	16.33	33.80	2:00.55
	Kinnon Bro...	17	14.93	31.43	3:00.81
	Jonty Shirr...	16	13.60	27.39	3:54.53
10	 Pirates Swi...	13	 Pirates Swi...	+0.66	3:55.21 Entry: 3:58.43 (- 3.22)
	Ethan Buc...	17 (+0.66)	14.60	29.64	58.41
	Sean O'Co...	18 (+0.00)	16.46	33.66	2:02.88
	Nick Close	21 (+0.28)	14.81	30.96	3:01.26
	Zac Alexan...	16 (+0.18)	13.77	27.70	3:55.21
11	 Tasmania A	13	Tasmania	+0.66	3:55.63 Entry: 4:01.02 (- 5.39)
	Eli Jones (V)	15 (+0.66)	15.49	31.23	1:02.01
	Daniel Shil...	17	15.98	33.22	2:05.06
	Blake Stret...	18 (+0.38)	14.94	30.60	3:03.13
	Samuel Na...	17	13.37	26.71	3:55.63
12	 Aquagym S...	13	 Aquagym S...	+0.66	3:55.92 Entry: 3:58.82 (- 2.9)
	Ethan Cone	18 (+0.66)	14.59	29.58	58.46
	Nathan Wa...	18 (+0.26)	17.19	35.34	2:05.90
	Jordan Astley	18 (+0.55)	14.61	30.35	3:03.32
	Harry Renner	16	13.13	27.13	3:55.92
13	 Jasi Swim ...	13	 Jasi Swim ...	+0.65	3:58.46 Entry: 3:55.84 (+ 2.62)
	Ollie Lutton	18 (+0.65)	14.57	29.68	59.02
	Henry Guy	18	18.08	37.77	2:10.55
	Thomas Wi...	19 (+0.09)	14.40	29.70	3:06.57
	Hugo Wrat...	18 (+0.38)	12.88	26.74	3:58.46
14	 Aquabladz ...	13	 Aquabladz ...	+0.65	4:00.68 Entry: 4:00.10 (+ 0.58)
	Max Cave	15 (+0.65)	14.51	29.49	58.19
	Oliver Doole	20 (+0.16)	17.12	35.66	2:05.37
	Oscar Rust	18 (+0.65)	14.75	30.65	3:03.98
	Nathan Wh...	15 (+0.18)	14.35	29.24	4:00.68
15	 Nga Tai Tu...	13	 Nga Tai Tu...	+0.54	4:02.54 Entry: 4:09.44 (- 6.9)
	Alex Esposito	19 (+0.54)	14.30	28.63	56.63
	Thomas Lo...	19 (+0.34)	17.21	36.08	2:04.82
	Jayden Dic...	14 (+0.51)	15.97	33.83	3:08.70
	Luke Kugg...	20 (+0.20)	13.86	27.55	4:02.54
16	 Tasman Sw...	13	 Tasman Sw...	+0.70	4:03.89 Entry: 4:04.30 (- 0.41)
	Lono Kalani	14 (+0.70)	15.51	32.30	1:03.05
	Joel Verran	17 (+0.30)	17.51	36.19	2:11.63
	William Se...	17	14.93	31.40	3:09.85
	Oxford Bay...	19 (+0.29)	14.05	27.78	4:03.89
17	 Tawa Swim...	13	 Tawa Swim...	+0.71	4:04.81 Entry: 4:01.43 (+ 3.38)

	Drew Bate...	15	(+0.71)	16.33	33.48	1:05.52	
	Hara Hughes	17	(+0.46)	15.60	32.99	2:07.66	
	Nathan We...	16		15.64	32.73	3:09.41	
	Ollie Robin...	16	(+0.72)	14.08	28.10	4:04.81	
18	 North Cant...	13		North Cant...	+0.62	4:05.69	Entry: 4:08.35 (- 2.66)
	Jackson Cl...	15	(+0.62)	15.20	31.31	1:01.91	
	Rylind Whe...	15	(+0.28)	17.53	36.65	2:10.82	
	Lewy Bell	19	(+0.39)	15.36	32.55	3:11.83	
	Ethan Blair	17	(+0.20)	13.70	27.87	4:05.69	
19	 Kiwi ASC A	13		Kiwi ASC	+0.61	4:06.76	Entry: 4:08.82 (- 2.06)
	Neo Salom...	14	(+0.61)	15.18	31.64	1:02.13	
	Kale Twist	19	(+0.41)	16.55	34.45	2:07.30	
	Taka Sugiy...	15		15.75	34.35	3:12.27	
	Noah Brum...	15	(+0.16)	13.98	28.07	4:06.76	
20	 Nelson Sou...	13		Nelson Sou...	+0.60	4:08.70	Entry: 4:14.50 (- 5.8)
	Chase Banks	16	(+0.60)	16.19	33.75	1:06.04	
	Oliver Morton	17	(+0.42)	16.70	33.94	2:11.55	
	Connor Eden	18	(+0.43)	15.18	32.20	3:12.92	
	Will Alford	16	(+0.38)	13.97	28.76	4:08.70	
21	 St Paul's S...	13		St Paul's S...	+0.64	4:11.82	Entry: 4:07.24 (+ 4.58)
	Liam Woods	17	(+0.64)	15.30	31.36	1:01.19	
	Ian Chen	18	(+0.29)	18.58	37.56	2:13.08	
	Nathan Teb...	16		15.72	32.74	3:14.77	
	Caigh Boo...	15	(+0.65)	14.74	29.59	4:11.82	
22	 Blenheim S...	13		Blenheim S...	+0.60	4:12.03	Entry: 4:11.61 (+ 0.42)
	Finlay McN...	15	(+0.60)	15.87	32.36	1:04.05	
	Jack Love	17		18.71	38.59	2:17.80	
	Chris Smit...	26	(+0.29)	14.88	31.25	3:17.35	
	Max Skehan	15	(+0.34)	14.08	28.42	4:12.03	
23	 Roskill Swi...	13		Roskill Swi...	+0.62	4:16.26	Entry: 4:04.51 (+ 11.75)
	Ashish Bav...	14	(+0.62)	16.08	32.97	1:05.22	
	Gary Yuan	15	(+0.44)	19.13	39.34	2:19.27	
	Nemanya ...	15	(+0.52)	14.93	31.32	3:19.80	
	Rui Hou	14	(+0.51)	14.28	28.27	4:16.26	
24	 Mt Maunga...	13		Mt Maunga...	+0.59	4:21.28	Entry: 4:06.56 (+ 14.72)
	Charlie Shi...	15	(+0.59)	15.81	34.22	1:05.73	
	Max Steve...	13		19.38	40.34	2:21.12	
	Braith Swa...	16		16.08	33.07	3:23.53	
	Flyn Beattie	15	(+0.38)	14.45	29.86	4:21.28	
25	 Hokonui Aq...	13		Hokonui Aq...	+0.65	4:23.26	
	Clark Jami...	17	(+0.65)	14.93	30.49	59.92	
	Wyatt Jami...	14	(+0.52)	20.66	43.03	2:21.03	
	Joel Wilson	15		16.19	33.76	3:25.70	
	Marlin Ben...	14	(+0.70)	14.62	29.53	4:23.26	